

Reports powered by...

Perspective



St Patrick's Catholic Primary School



Parents Questionnaire 09/11/2016

Created on 09/11/2016

Printed by Hannah Jones

Introduction

Perspective surveys are an opportunity to find out how a group of people perceive things that relate to your school or centre.

The following pages contain the results of your survey. Use this report to help you understand peoples perceptions and develop your school or centre to cater for or improve these perceptions.

The Survey

The survey was active between 01/11/2016 – 09/11/2016 and was answered anonymously.

The survey asks a series of questions which the person must rate. The ratings are as follows:

1. Strongly Agree
2. Agree
3. Disagree
4. Strongly Disagree
5. Don't know

The Report

This report is broken down into several sections:

- **Survey Response**

This is an overview of how people responded to your survey.

- **Feedback Summary**

This section gives an overall look at the survey answers.

- **Detailed Feedback**

This section details answers given to each question.

Important note regarding this report:

Reports from surveys contain all the collated feedback from all respondents excepting the following:

Where a survey response contains offensive language, or information that breaches confidentiality/privacy, or information that endangers others, or information that might identify specific children, and where this is detected by automated processes in the software or by quality review, then these responses will be omitted from the survey report.

Survey Responses

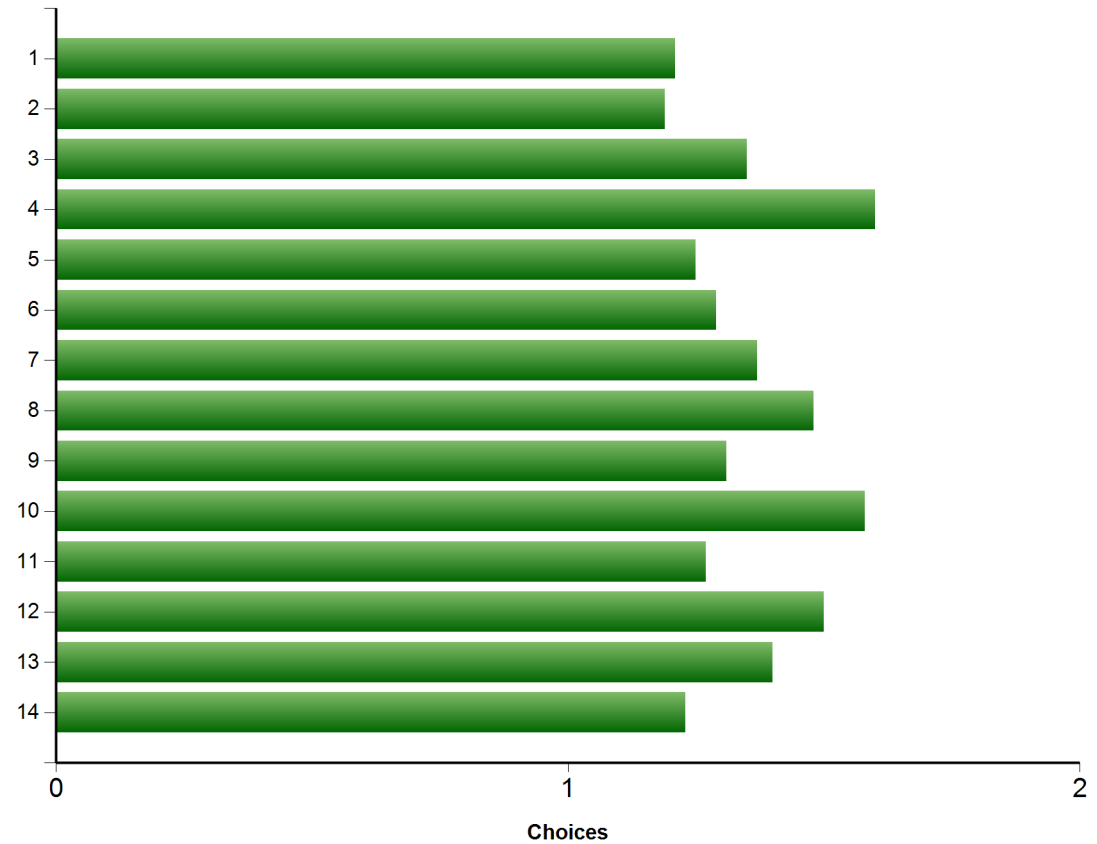
This table gives an overview of the amount of responses you have received.

Distributed To	Completed Questionnaire
57	52

Feedback Summary

Here is a graph representing the average user response for each question

Question	Response					Average
	1	2	3	4	5	
1	41	11	0	0	0	1.21
2	43	8	1	0	0	1.19
3	36	14	2	0	0	1.35
4	30	18	1	1	2	1.6
5	39	13	0	0	0	1.25
6	38	13	1	0	0	1.29
7	36	15	0	0	1	1.37
8	30	19	3	0	0	1.48
9	36	16	0	0	0	1.31
10	33	14	2	0	3	1.58
11	39	12	1	0	0	1.27
12	36	12	1	0	3	1.5
13	34	15	3	0	0	1.4
14	41	10	1	0	0	1.23

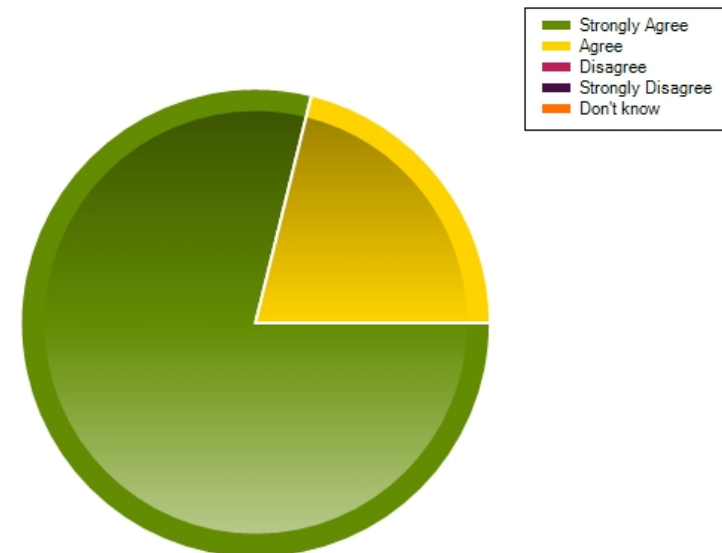
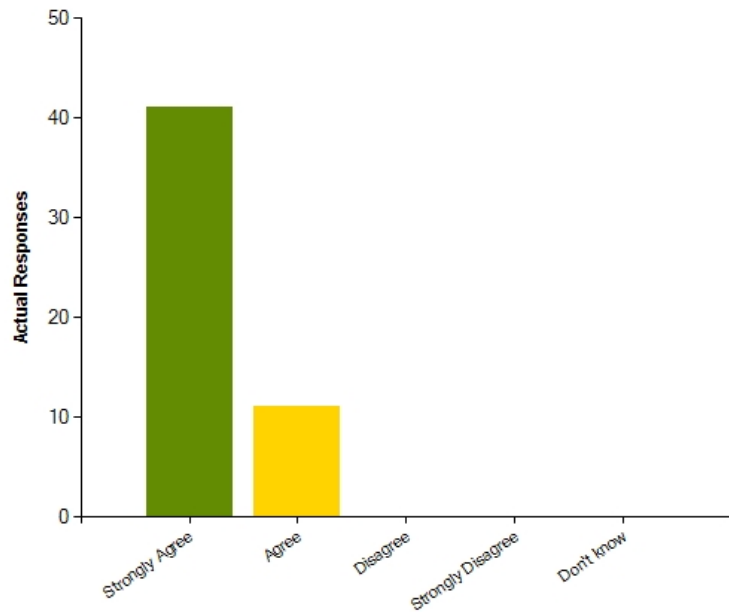


Questions

Question : My son/daughter is happy at this school

	Strongly Agree	Agree	Disagree	Strongly Disagree	Don't know
No. Of Responses	41	11	0	0	0
Response Percentage	78.85	21.15	0	0	0

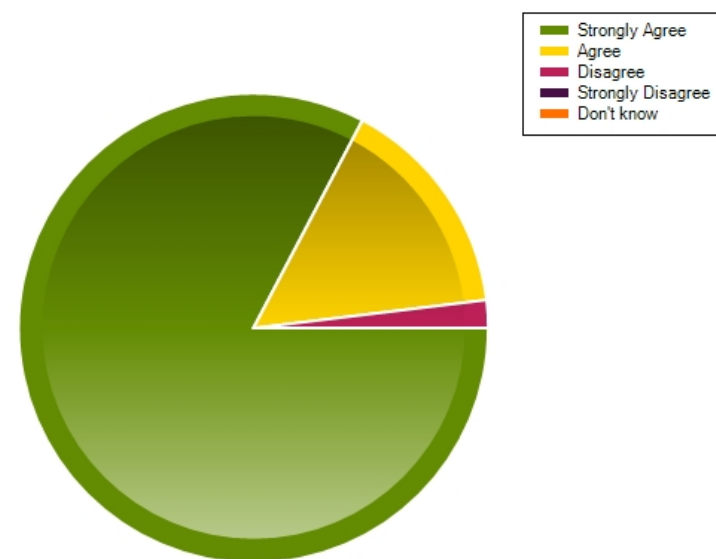
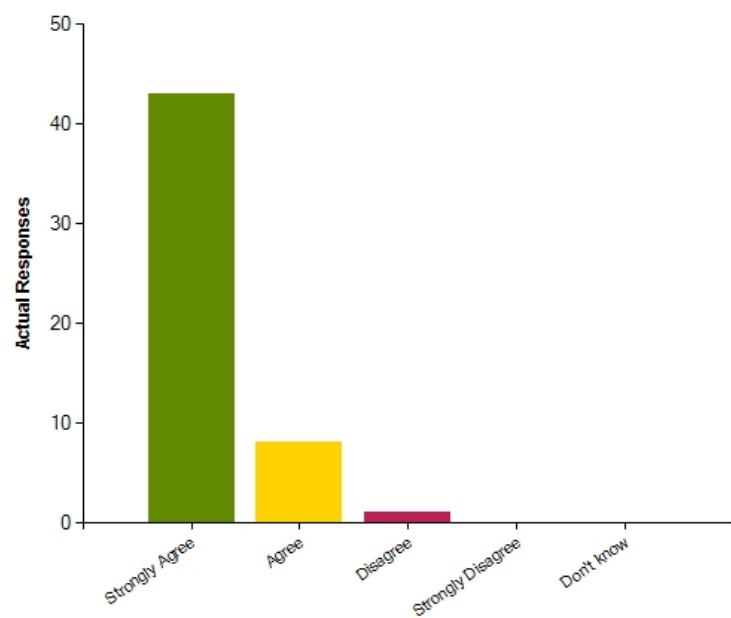
Average Response	1.21
Most Popular Response	Strongly Agree



Question : My son/daughter feels safe at this school

	Strongly Agree	Agree	Disagree	Strongly Disagree	Don't know
No. Of Responses	43	8	1	0	0
Response Percentage	82.69	15.38	1.92	0	0

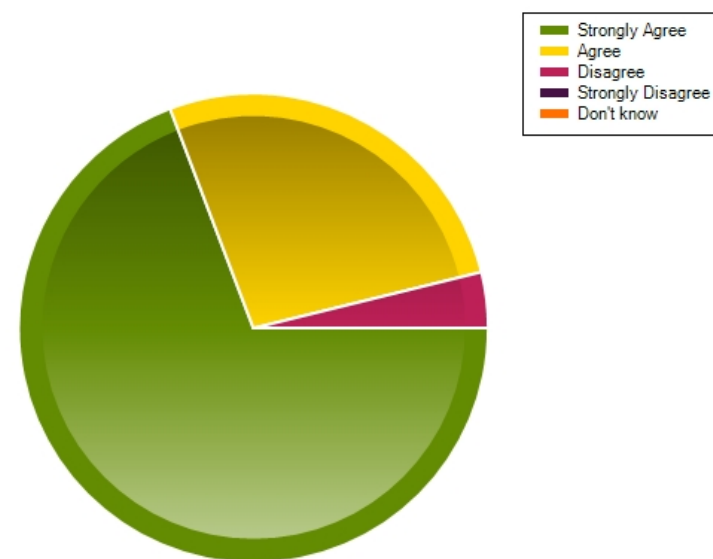
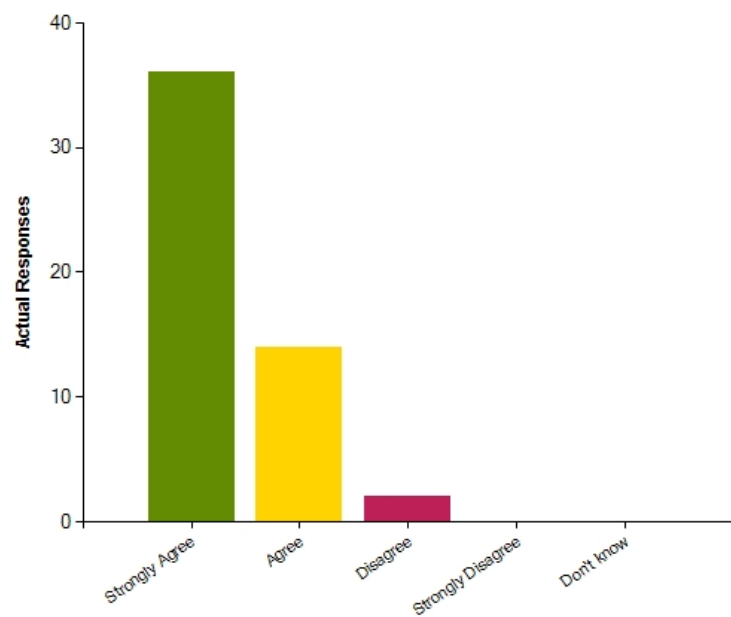
Average Response	1.19
Most Popular Response	Strongly Agree



Question : My son/daughter makes good progress at this school

	Strongly Agree	Agree	Disagree	Strongly Disagree	Don't know
No. Of Responses	36	14	2	0	0
Response Percentage	69.23	26.92	3.85	0	0

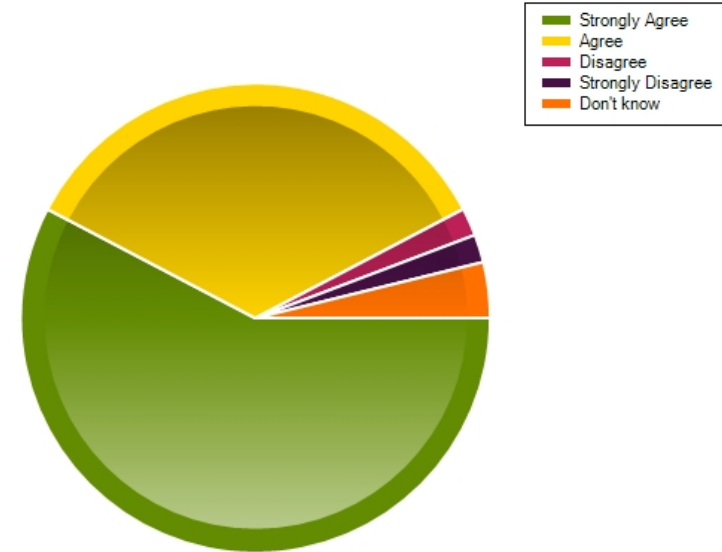
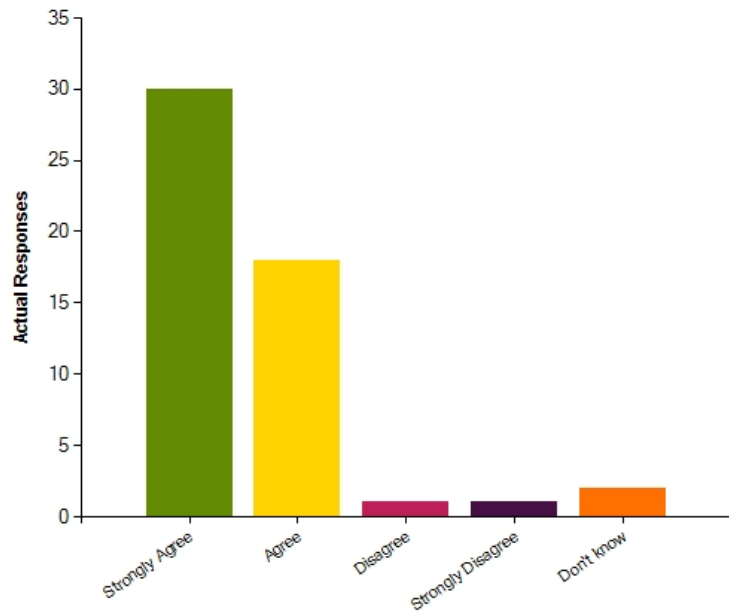
Average Response	1.35
Most Popular Response	Strongly Agree



Question : My son/daughter regularly undertakes extra research/educational activities related to school

	Strongly Agree	Agree	Disagree	Strongly Disagree	Don't know
No. Of Responses	30	18	1	1	2
Response Percentage	57.69	34.62	1.92	1.92	3.85

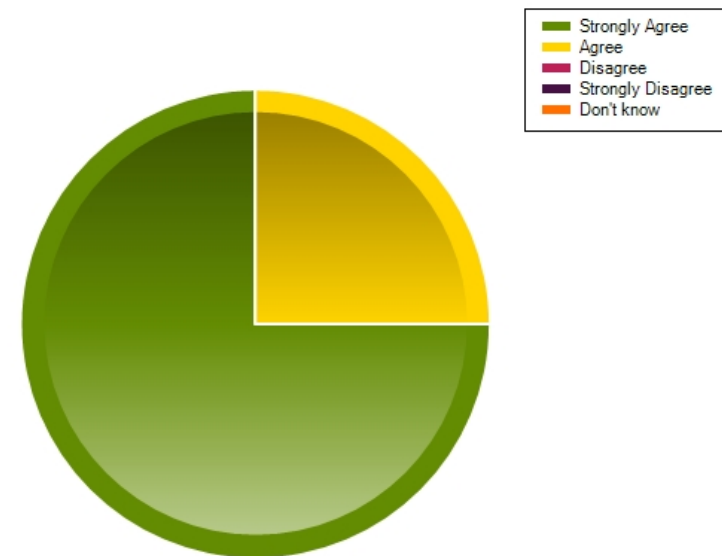
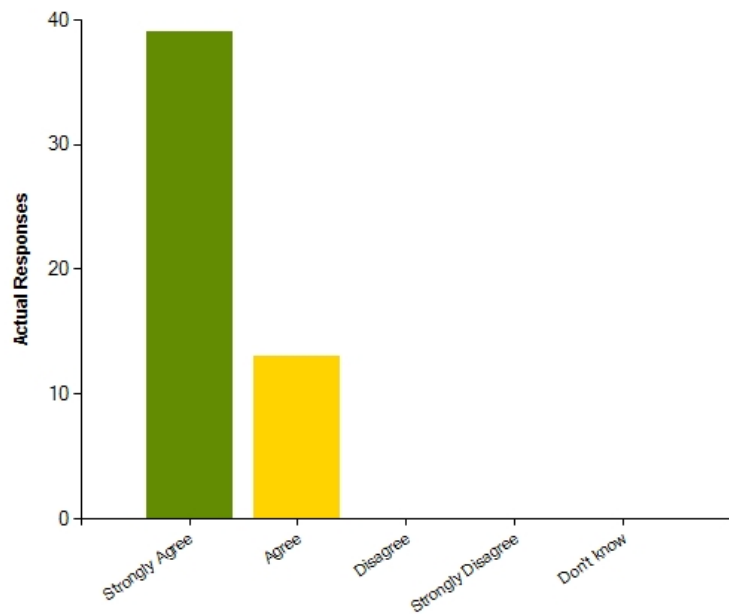
Average Response	1.6
Most Popular Response	Strongly Agree



Question : My son/daughter is well looked after at this school

	Strongly Agree	Agree	Disagree	Strongly Disagree	Don't know
No. Of Responses	39	13	0	0	0
Response Percentage	75	25	0	0	0

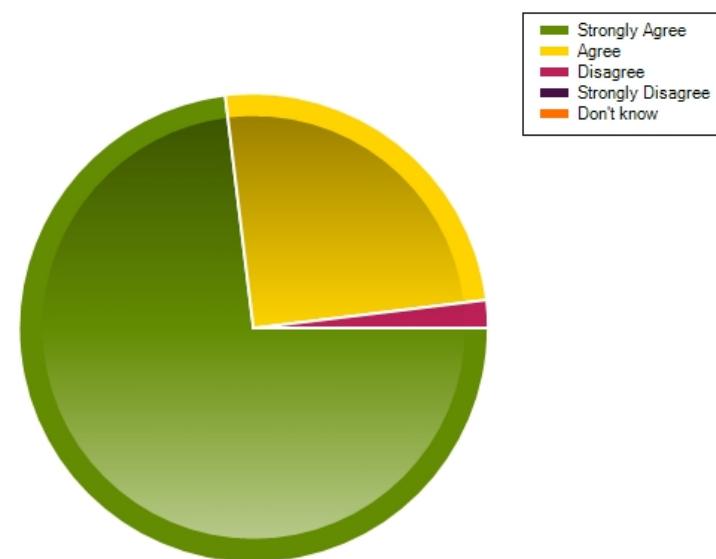
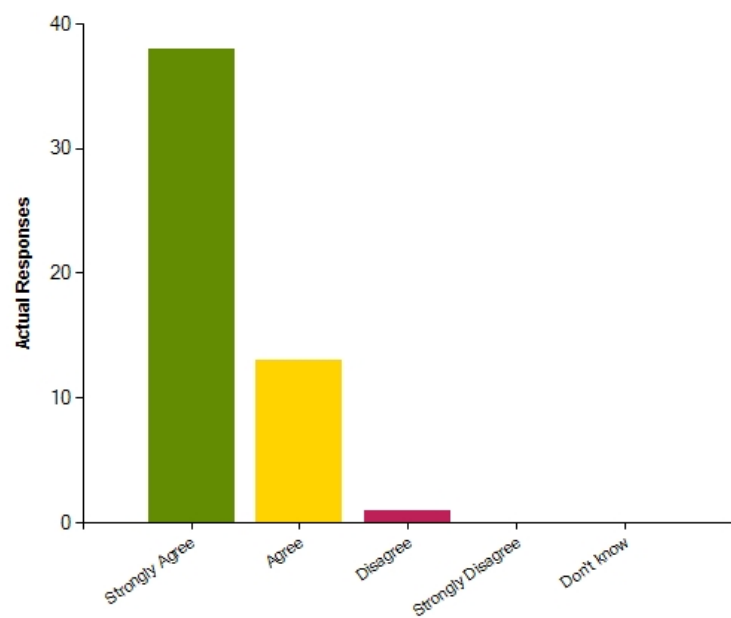
Average Response	1.25
Most Popular Response	Strongly Agree



Question : My son/daughter is taught well at this school

	Strongly Agree	Agree	Disagree	Strongly Disagree	Don't know
No. Of Responses	38	13	1	0	0
Response Percentage	73.08	25	1.92	0	0

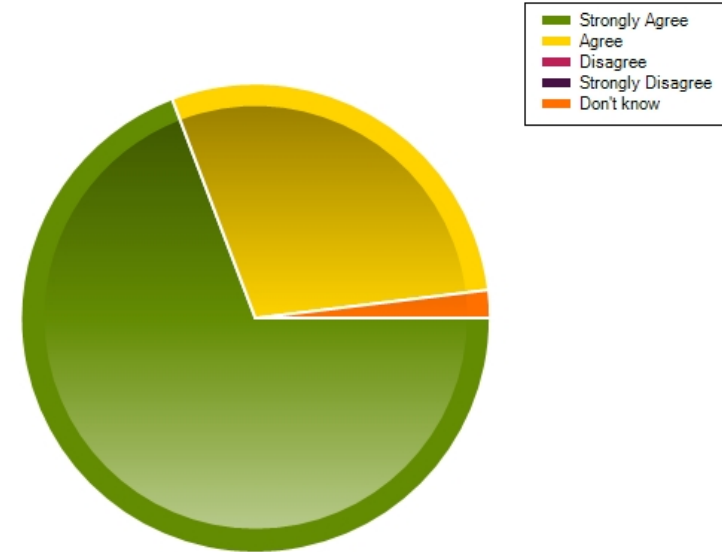
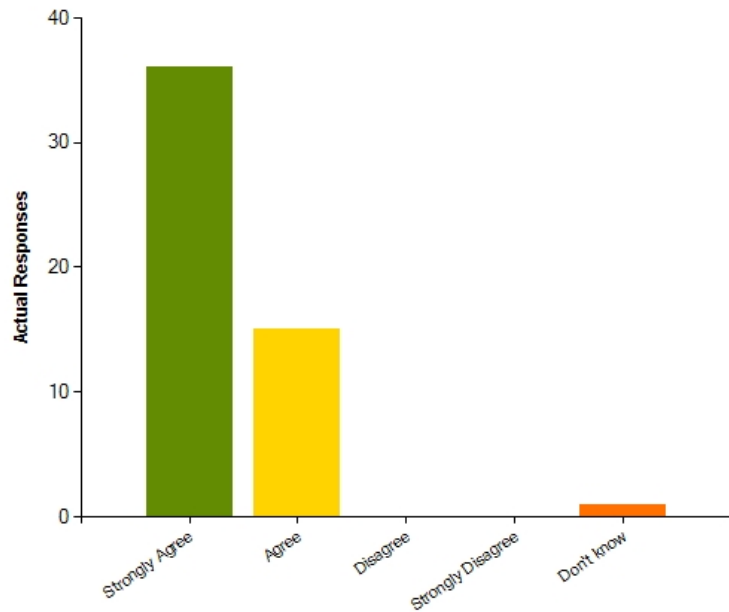
Average Response	1.29
Most Popular Response	Strongly Agree



Question : My son/daughter is given the opportunity to participate in additional opportunities offered by the school

	Strongly Agree	Agree	Disagree	Strongly Disagree	Don't know
No. Of Responses	36	15	0	0	1
Response Percentage	69.23	28.85	0	0	1.92

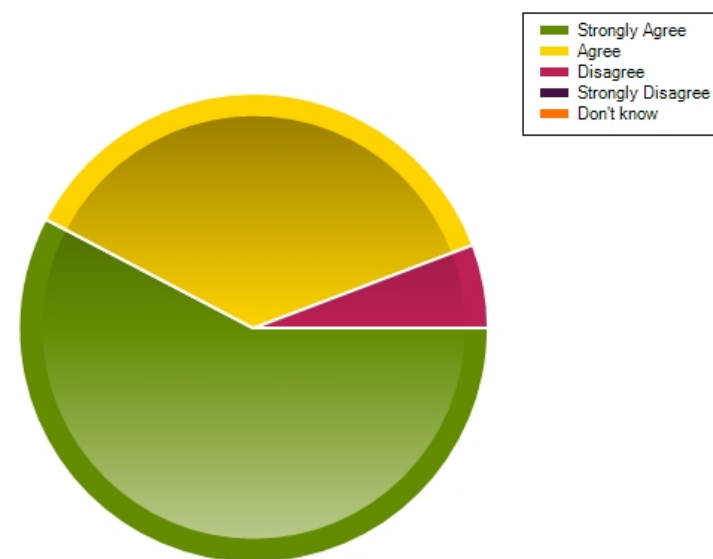
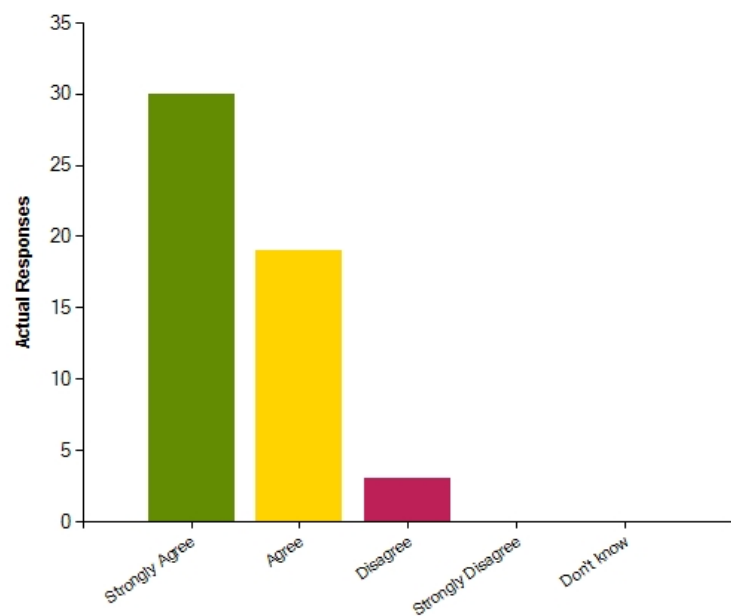
Average Response	1.37
Most Popular Response	Strongly Agree



Question : My son/daughter receives appropriate homework for his/ her age

	Strongly Agree	Agree	Disagree	Strongly Disagree	Don't know
No. Of Responses	30	19	3	0	0
Response Percentage	57.69	36.54	5.77	0	0

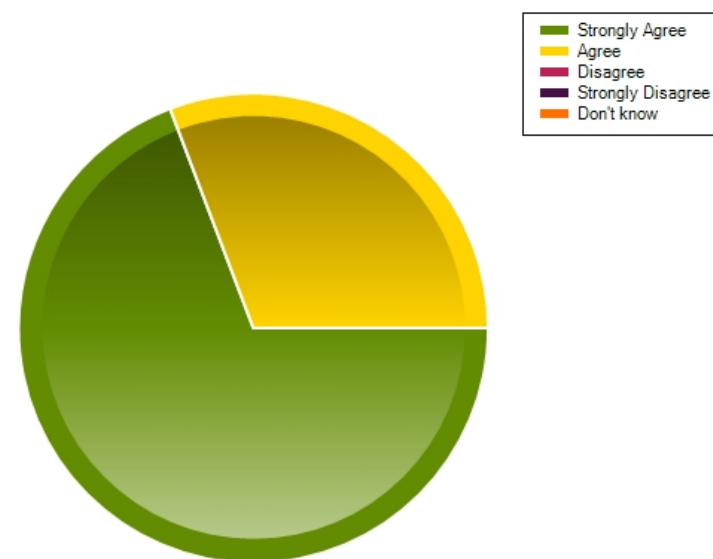
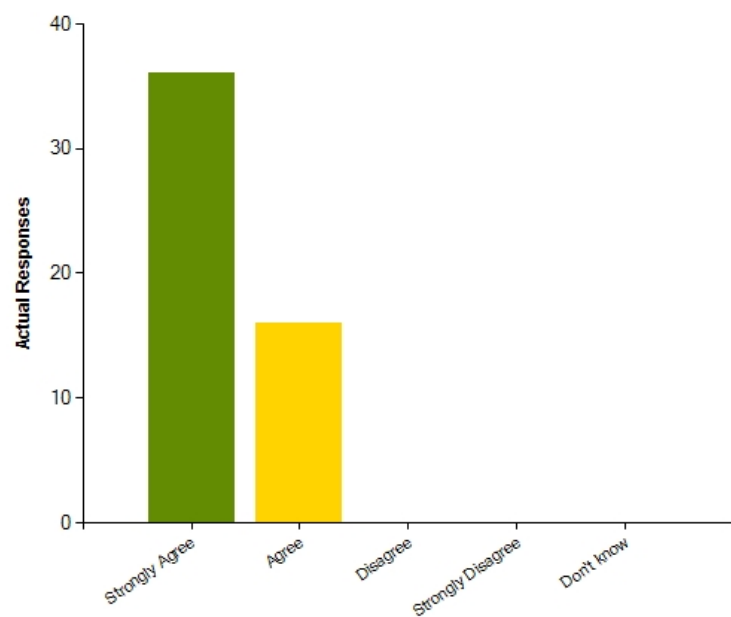
Average Response	1.48
Most Popular Response	Strongly Agree



Question : This school makes sure its students are well behaved

	Strongly Agree	Agree	Disagree	Strongly Disagree	Don't know
No. Of Responses	36	16	0	0	0
Response Percentage	69.23	30.77	0	0	0

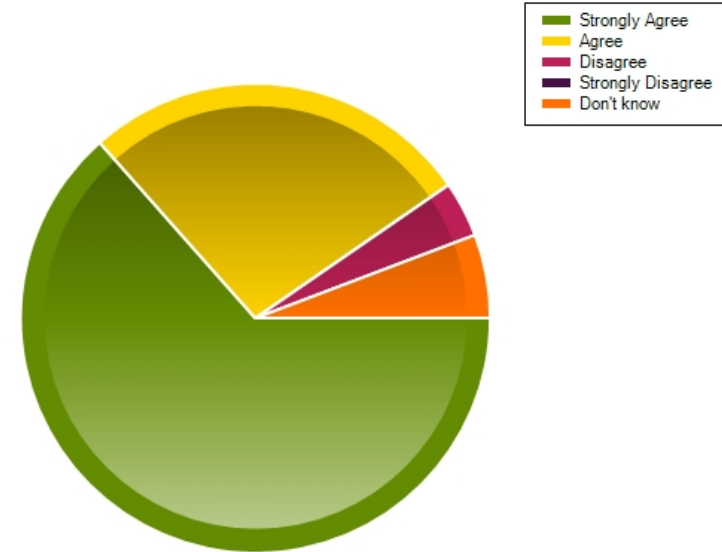
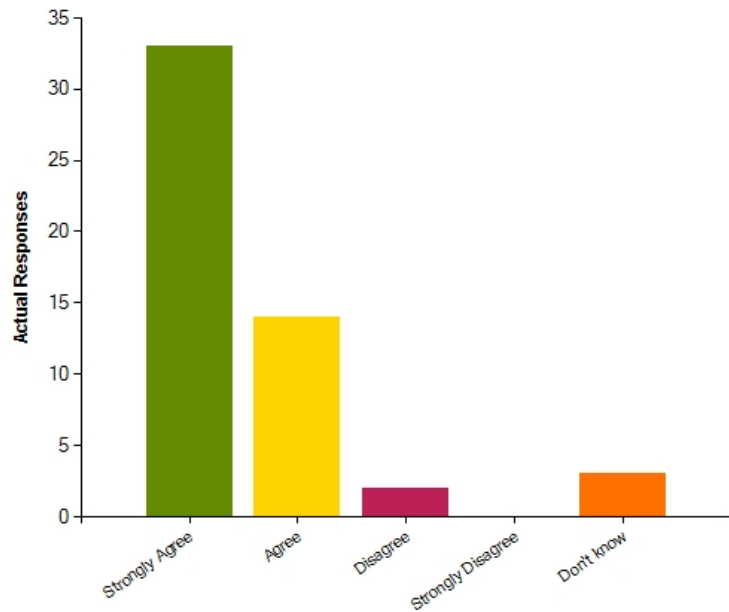
Average Response	1.31
Most Popular Response	Strongly Agree



Question : This school deals effectively with bullying

	Strongly Agree	Agree	Disagree	Strongly Disagree	Don't know
No. Of Responses	33	14	2	0	3
Response Percentage	63.46	26.92	3.85	0	5.77

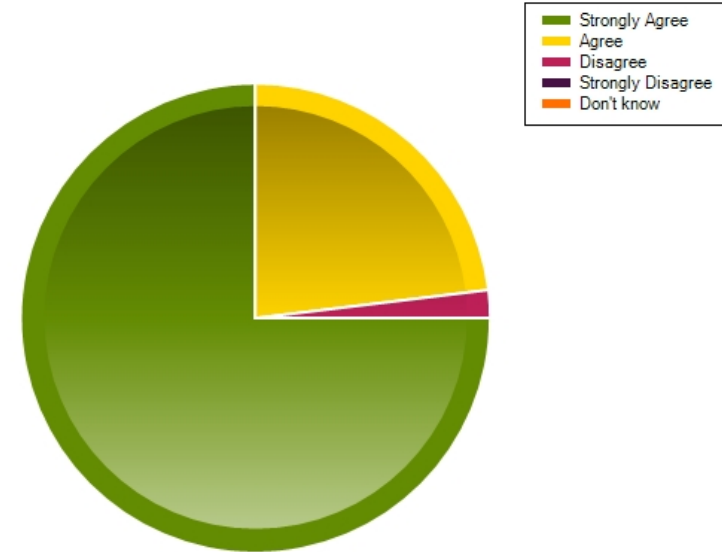
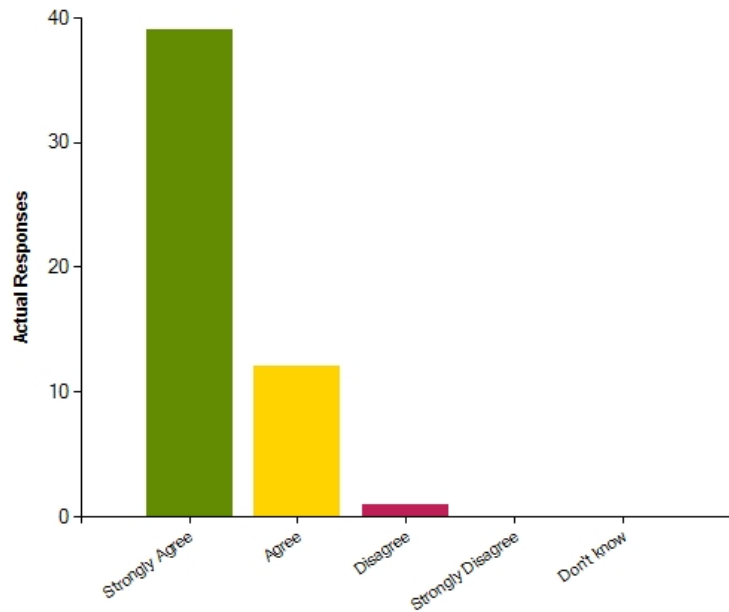
Average Response	1.58
Most Popular Response	Strongly Agree



Question : This school is well led and managed

	Strongly Agree	Agree	Disagree	Strongly Disagree	Don't know
No. Of Responses	39	12	1	0	0
Response Percentage	75	23.08	1.92	0	0

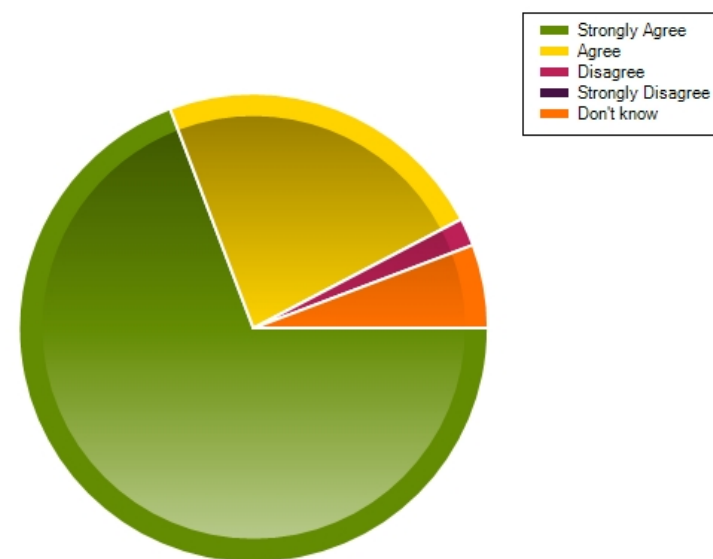
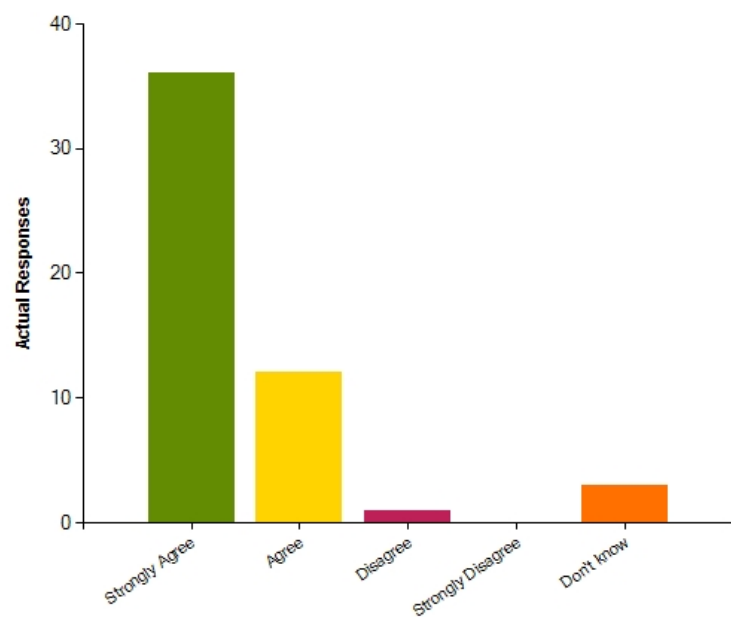
Average Response	1.27
Most Popular Response	Strongly Agree



Question : This school responds well to any concerns I raise

	Strongly Agree	Agree	Disagree	Strongly Disagree	Don't know
No. Of Responses	36	12	1	0	3
Response Percentage	69.23	23.08	1.92	0	5.77

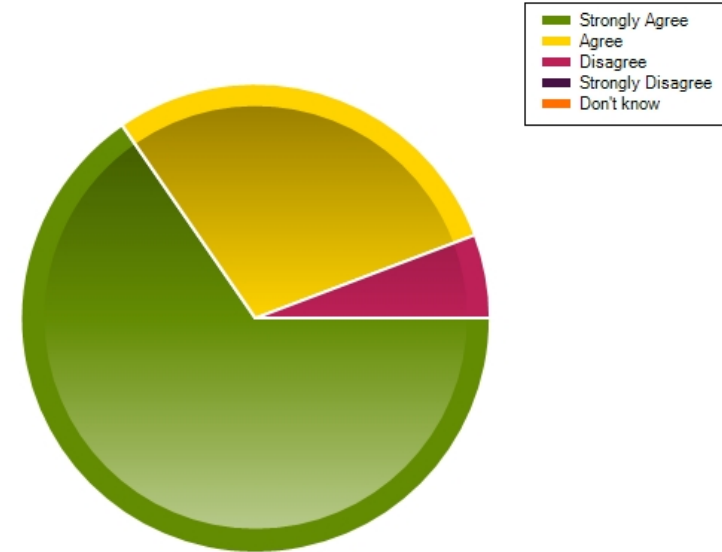
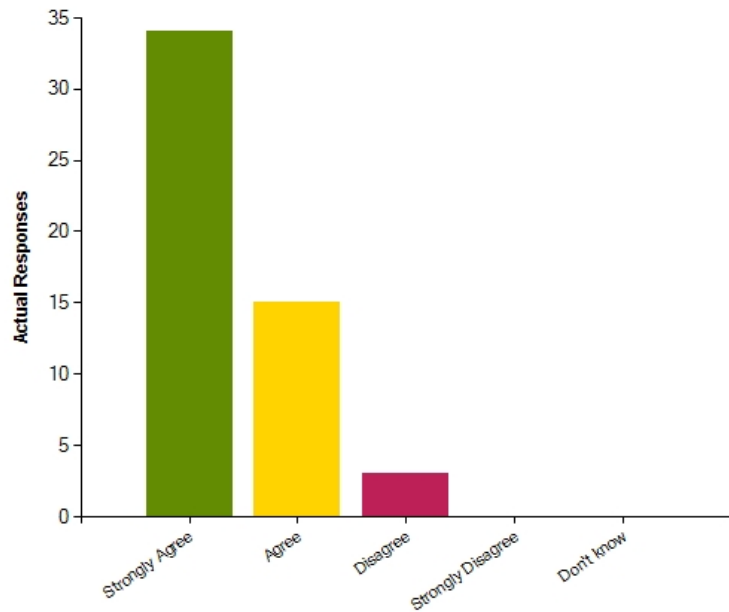
Average Response	1.5
Most Popular Response	Strongly Agree



Question : I receive valuable information from the school about my son or daughter's progress

	Strongly Agree	Agree	Disagree	Strongly Disagree	Don't know
No. Of Responses	34	15	3	0	0
Response Percentage	65.38	28.85	5.77	0	0

Average Response	1.4
Most Popular Response	Strongly Agree



Question : Would you recommend this school to another parent?

	Strongly Agree	Agree	Disagree	Strongly Disagree	Don't know
No. Of Responses	41	10	1	0	0
Response Percentage	78.85	19.23	1.92	0	0

Average Response	1.23
Most Popular Response	Strongly Agree

