

Reports powered by...

Perspective



St Patrick's Catholic Primary School, Liverpool



Parental Survey 2017 03/10/2018

Created on 03/10/2018

Printed by Hannah Jones

Introduction

Perspective surveys are an opportunity to find out how a group of people perceive things that relate to your school or centre.

The following pages contain the results of your survey. Use this report to help you understand peoples perceptions and develop your school or centre to cater for or improve these perceptions.

The Survey

The survey was active between 02/10/2018 – 03/10/2018 and was answered anonymously.

The survey asks a series of questions which the person must rate. The ratings are as follows:

1. Strongly Agree
2. Agree
3. Disagree
4. Strongly Disagree

The Report

This report is broken down into several sections:

- **Survey Response**

This is an overview of how people responded to your survey.

- **Feedback Summary**

This section gives an overall look at the survey answers.

- **Detailed Feedback**

This section details answers given to each question.

Important note regarding this report:

Reports from surveys contain all the collated feedback from all respondents excepting the following:

Where a survey response contains offensive language, or information that breaches confidentiality/privacy, or information that endangers others, or information that might identify specific children, and where this is detected by automated processes in the software or by quality review, then these responses will be omitted from the survey report.

Survey Responses

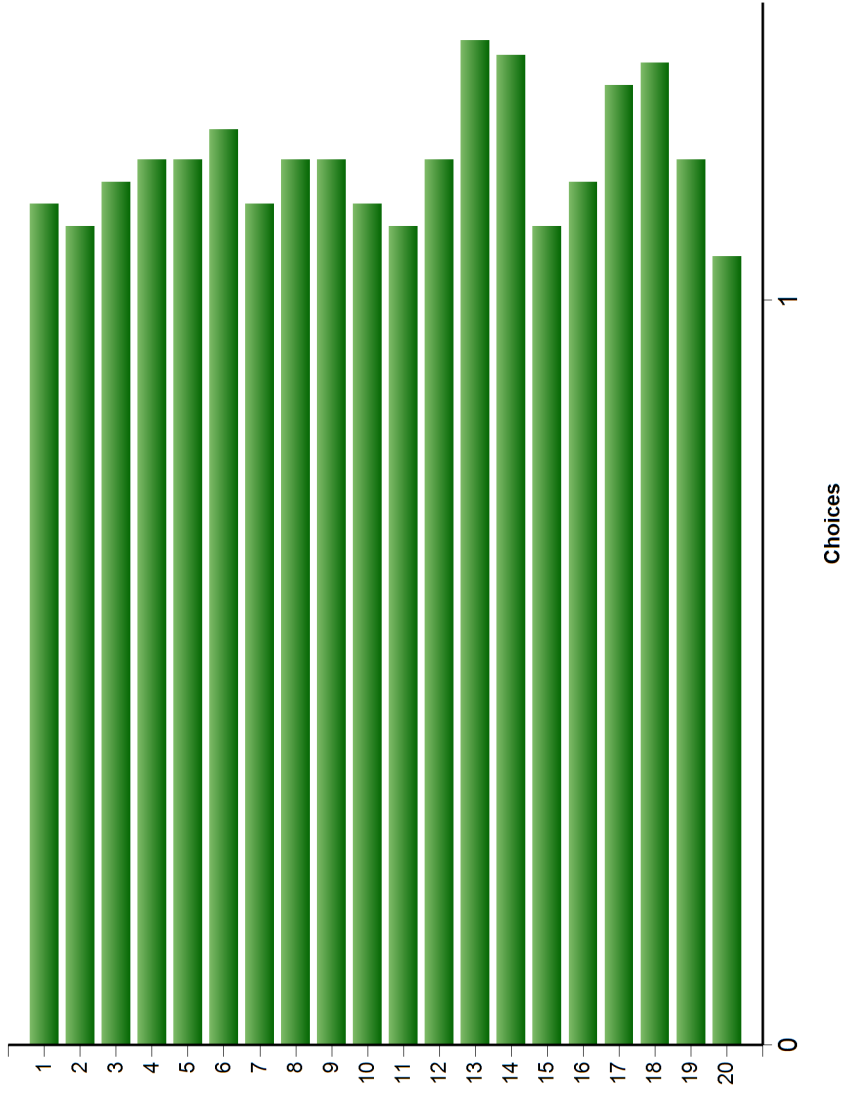
This table gives an overview of the amount of responses you have received.

Distributed To	Completed Questionnaire
37	28

Feedback Summary

Here is a graph representing the average user response for each question

Question	Response				Average
	1	2	3	4	
1	27	4	0	0	1.13
2	28	3	0	0	1.1
3	26	5	0	0	1.16
4	26	4	1	0	1.19
5	26	4	1	0	1.19
6	24	7	0	0	1.23
7	27	4	0	0	1.13
8	25	6	0	0	1.19
9	25	6	0	0	1.19
10	27	4	0	0	1.13
11	28	3	0	0	1.1
12	25	6	0	0	1.19
13	21	9	1	0	1.35
14	20	10	0	0	1.33
15	28	3	0	0	1.1
16	26	5	0	0	1.16
17	22	9	0	0	1.29
18	22	8	1	0	1.32
19	25	6	0	0	1.19



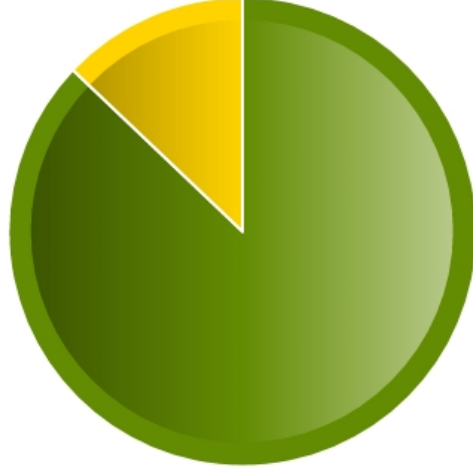
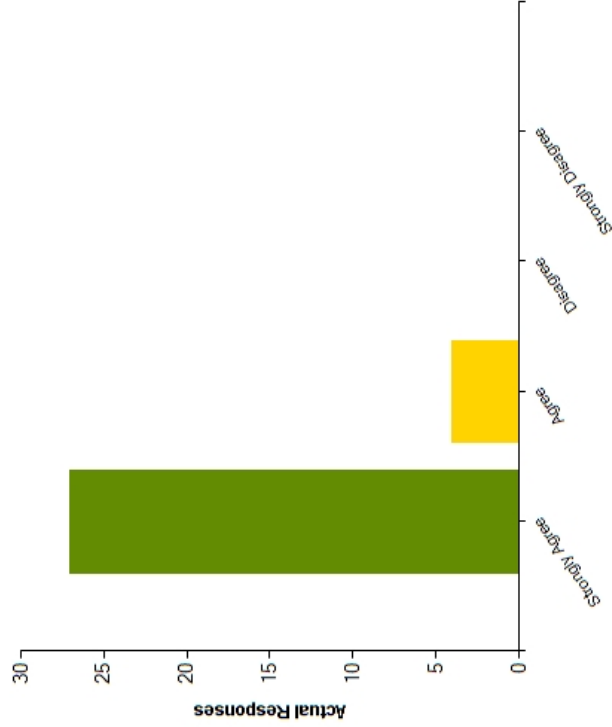
20	29	2	0	0	1.06
----	----	---	---	---	------

Questions

Question : My child enjoys school

	Strongly Agree	Agree	Disagree	Strongly Disagree
No. Of Responses	27	4	0	0
Response Percentage	87.1	12.9	0	0

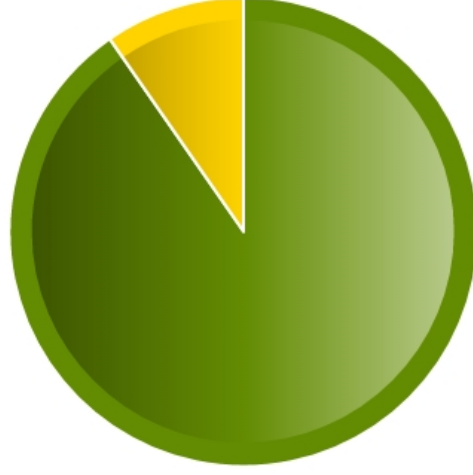
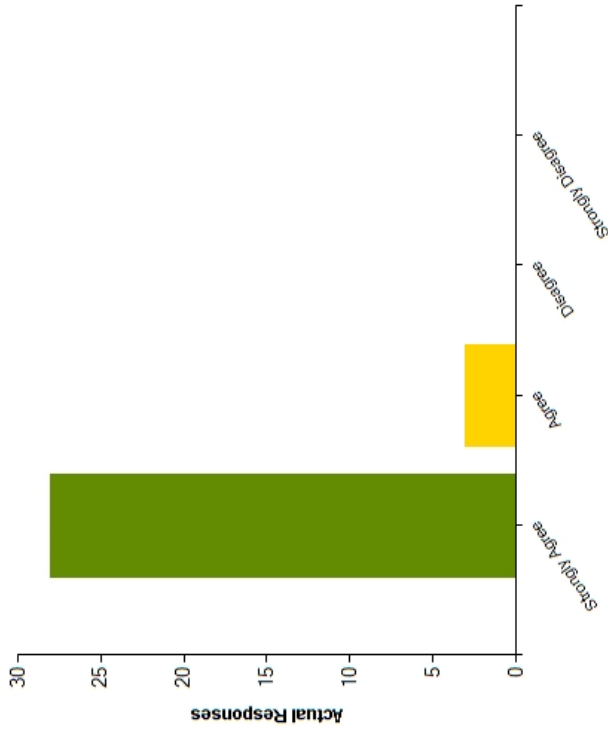
Average Response	1.13
Most Popular Response	Strongly Agree



Question : The school keeps my child safe

	Strongly Agree	Agree	Disagree	Strongly Disagree
No. Of Responses	28	3	0	0
Response Percentage	90.32	9.68	0	0

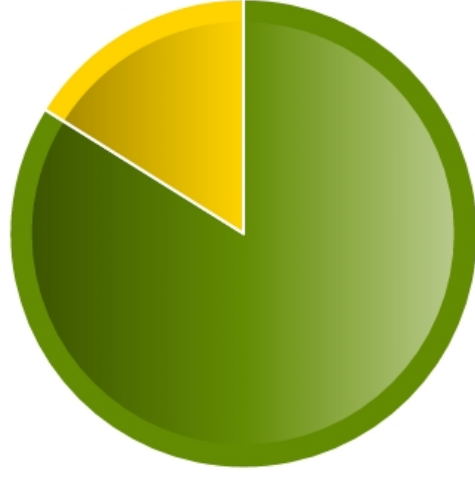

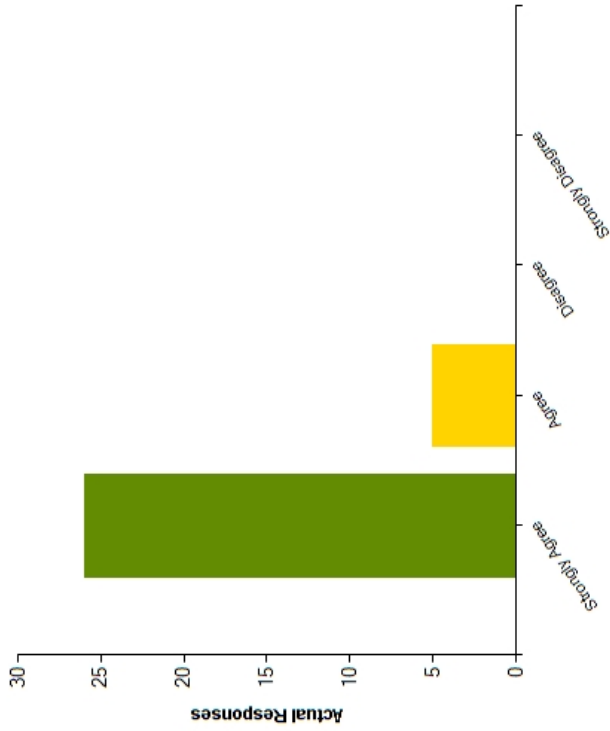
Average Response	1.1
Most Popular Response	Strongly Agree



Question : My child is making progress at this school

	Strongly Agree	Agree	Disagree	Strongly Disagree
No. Of Responses	26	5	0	0
Response Percentage	83.87	16.13	0	0

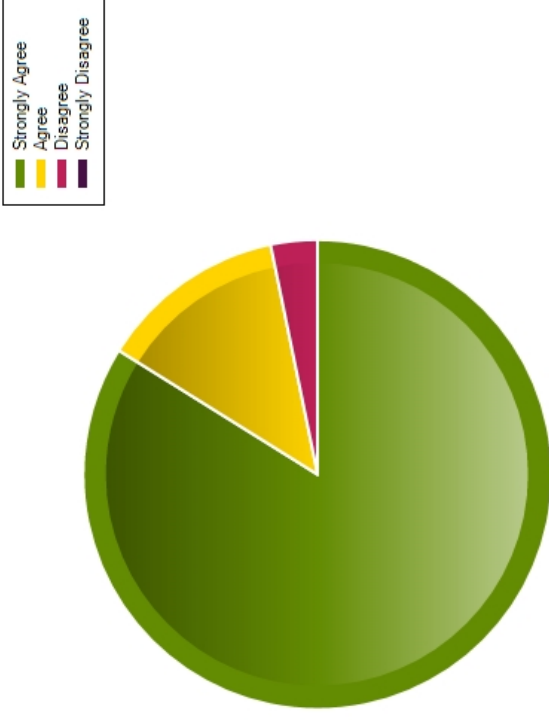
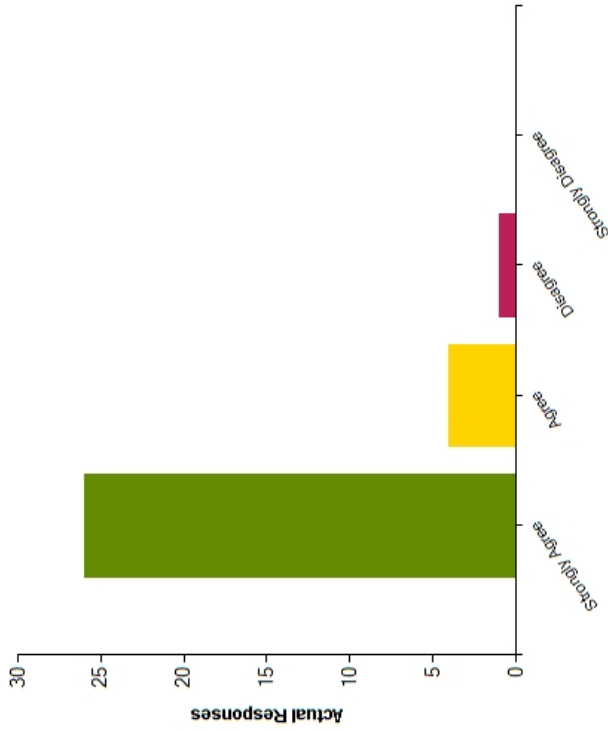
Average Response	1.16
Most Popular Response	Strongly Agree



Question : The school helps my child to have a healthy lifestyle

	Strongly Agree	Agree	Disagree	Strongly Disagree
No. Of Responses	26	4	1	0
Response Percentage	83.87	12.9	3.23	0

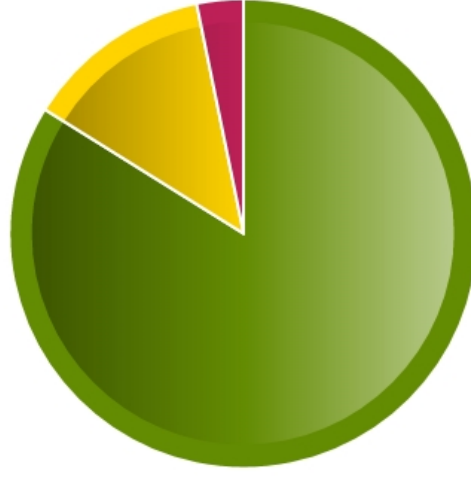

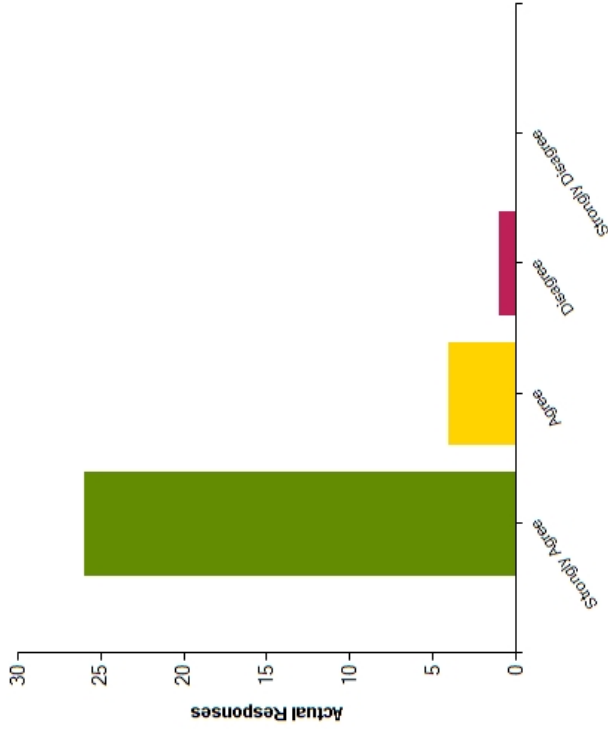
Average Response	1.19
Most Popular Response	Strongly Agree



Question : The school helps my child to understand how to stay safe

	Strongly Agree	Agree	Disagree	Strongly Disagree
No. Of Responses	26	4	1	0
Response Percentage	83.87	12.9	3.23	0

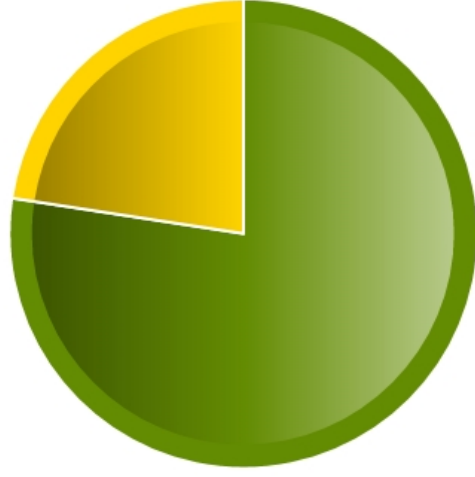

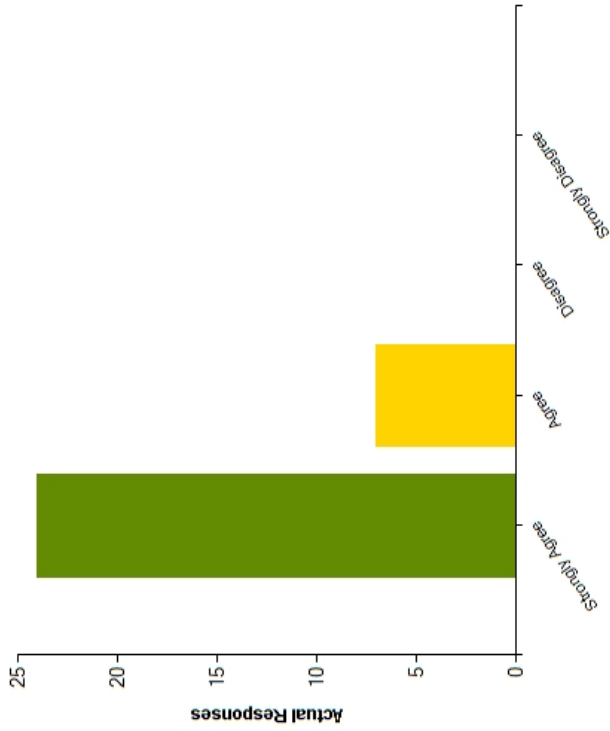
Average Response	1.19
Most Popular Response	Strongly Agree



Question : The school informs me about my child's progress

	Strongly Agree	Agree	Disagree	Strongly Disagree
No. Of Responses	24	7	0	0
Response Percentage	77.42	22.58	0	0

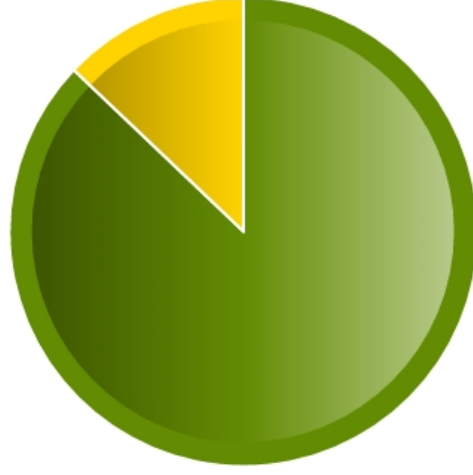
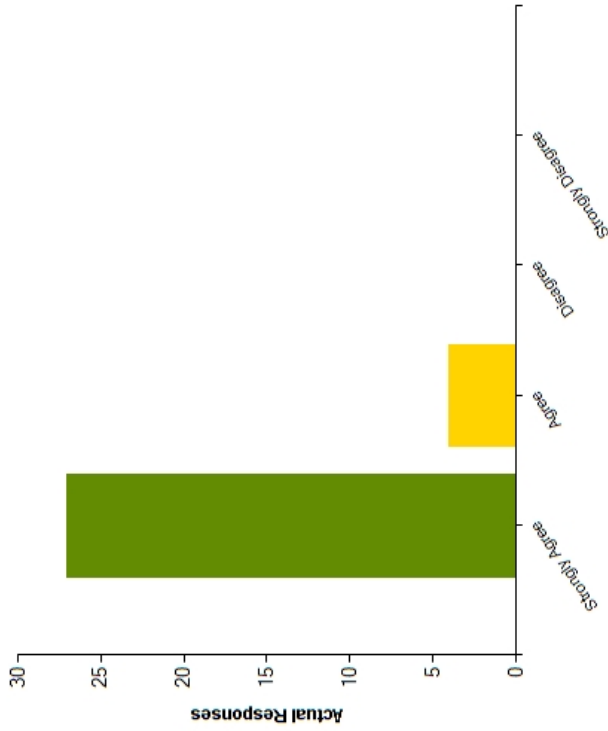
Average Response	1.23
Most Popular Response	Strongly Agree



Question : The school expects my child to work hard and do his or her best

	Strongly Agree	Agree	Disagree	Strongly Disagree
No. Of Responses	27	4	0	0
Response Percentage	87.1	12.9	0	0

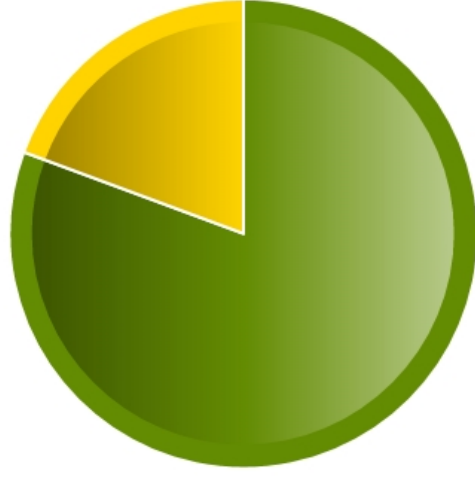

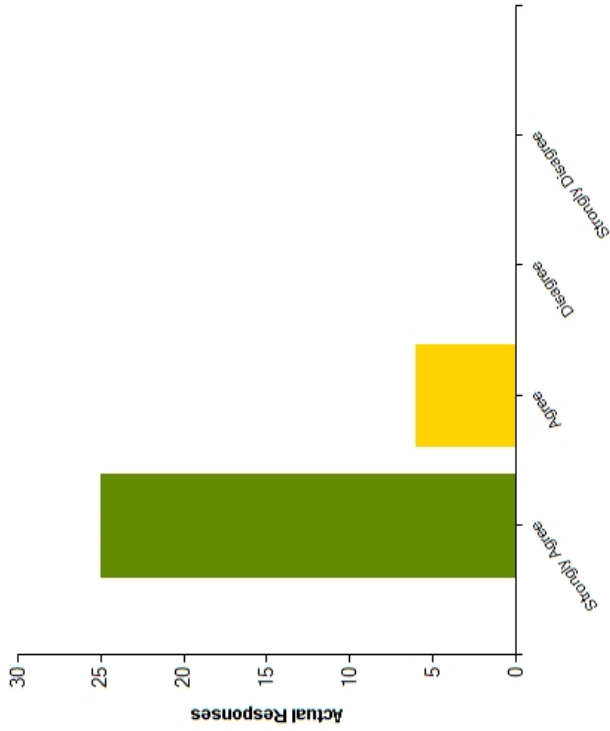
Average Response	1.13
Most Popular Response	Strongly Agree



Question : The school sets appropriate home learning for my child

	Strongly Agree	Agree	Disagree	Strongly Disagree
No. Of Responses	25	6	0	0
Response Percentage	80.65	19.35	0	0

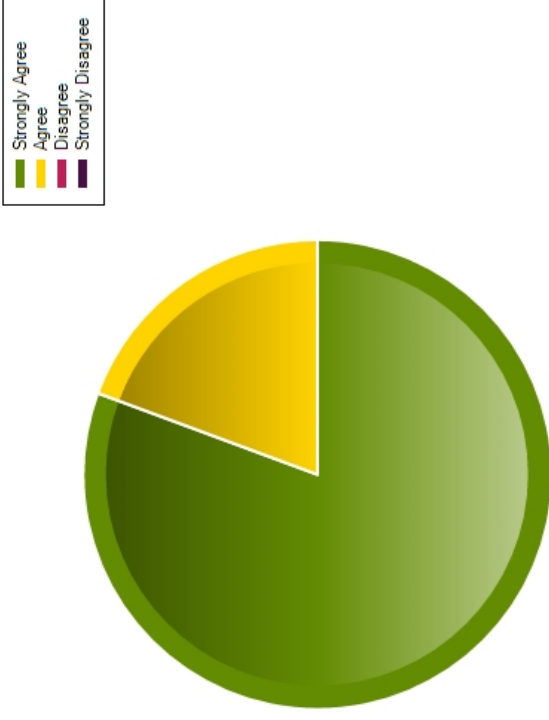
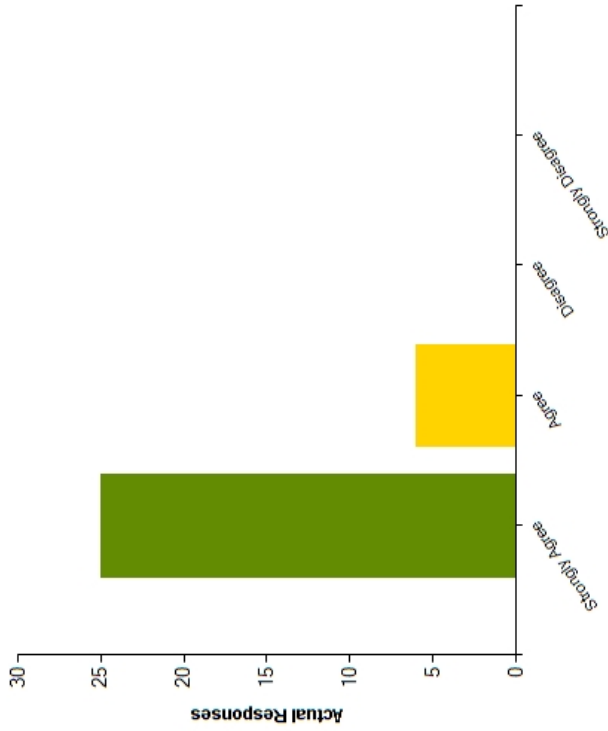
Average Response	1.19
Most Popular Response	Strongly Agree



Question : The school makes sure that my child is well prepared for the future

	Strongly Agree	Agree	Disagree	Strongly Disagree
No. Of Responses	25	6	0	0
Response Percentage	80.65	19.35	0	0

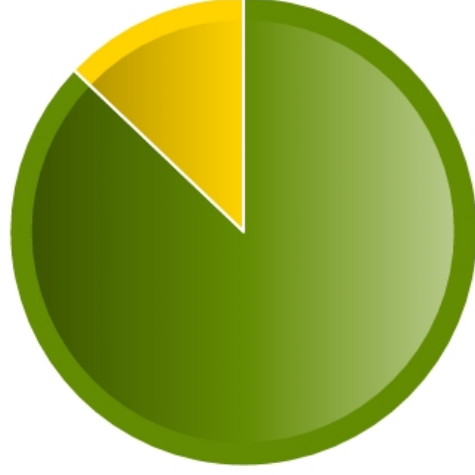
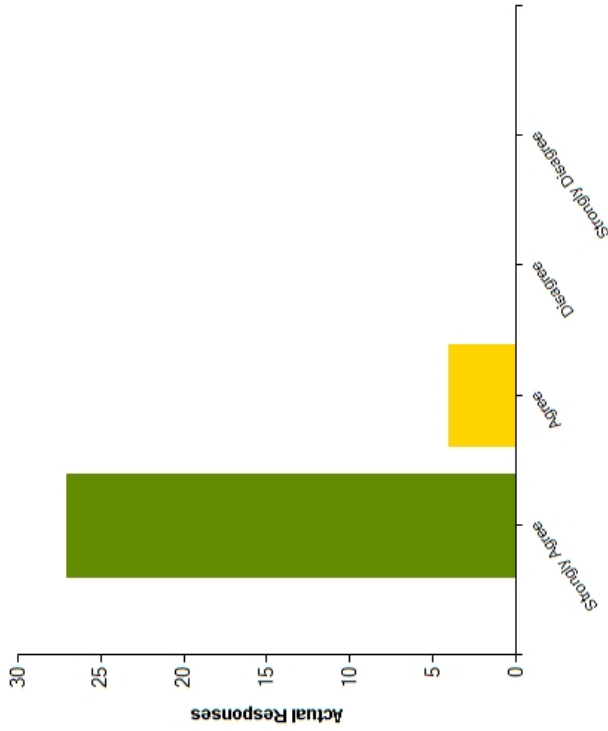
Average Response	1.19
Most Popular Response	Strongly Agree



Question : There is a good range of activities including trips or visits for my child to take part in

	Strongly Agree	Agree	Disagree	Strongly Disagree
No. Of Responses	27	4	0	0
Response Percentage	87.1	12.9	0	0

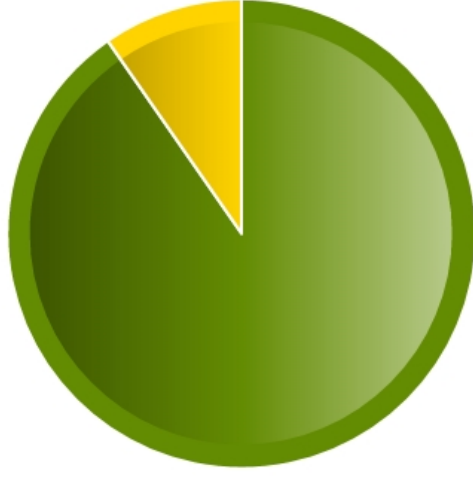

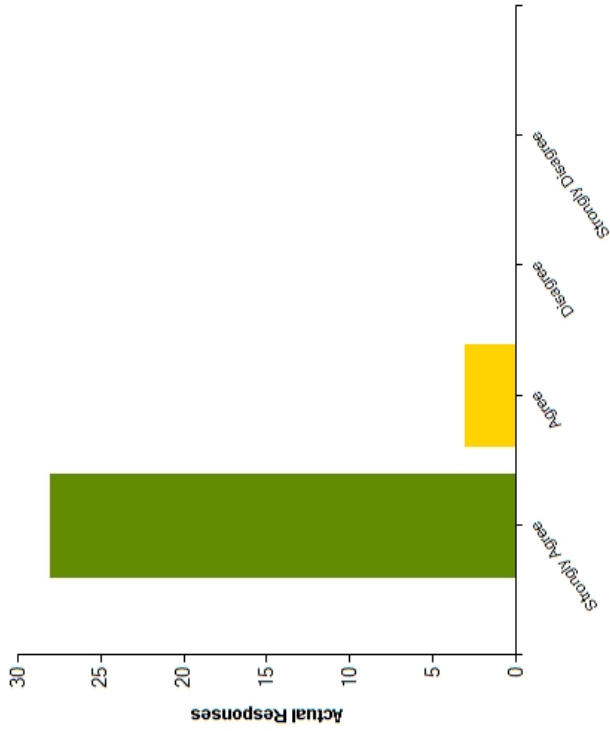
Average Response	1.13
Most Popular Response	Strongly Agree



Question : The school treats my child fairly and with respect

	Strongly Agree	Agree	Disagree	Strongly Disagree
No. Of Responses	28	3	0	0
Response Percentage	90.32	9.68	0	0

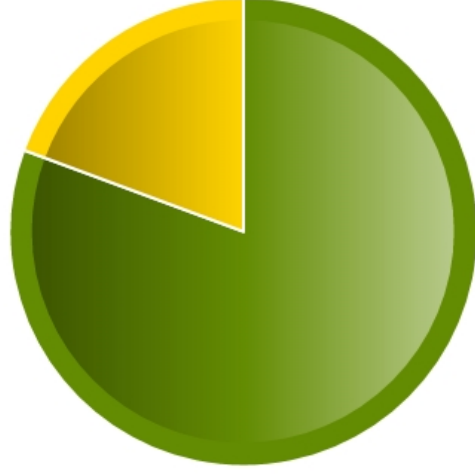
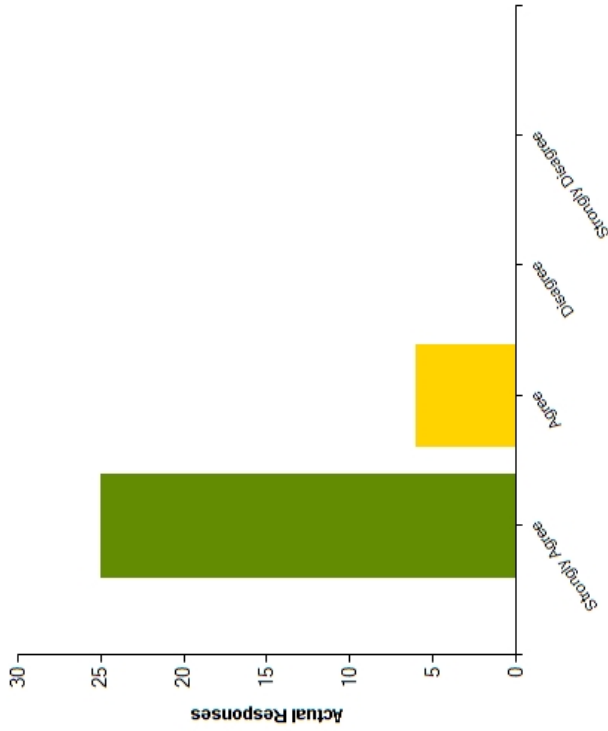
Average Response	1.1
Most Popular Response	Strongly Agree



Question : The school meets my child's particular needs

	Strongly Agree	Agree	Disagree	Strongly Disagree
No. Of Responses	25	6	0	0
Response Percentage	80.65	19.35	0	0


Average Response	1.19
Most Popular Response	Strongly Agree



Question : The school informs me about the types of support available for my child's particular needs

	Strongly Agree	Agree	Disagree	Strongly Disagree
No. Of Responses	21	9	1	0
Response Percentage	67.74	29.03	3.23	0

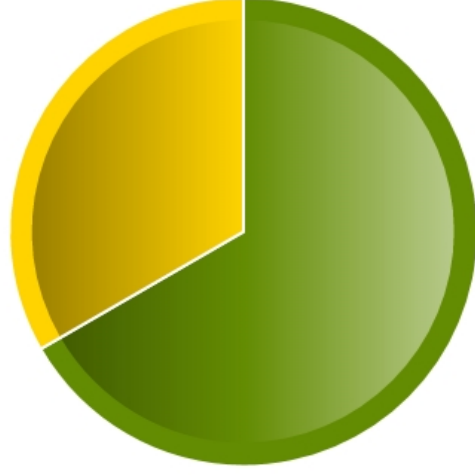

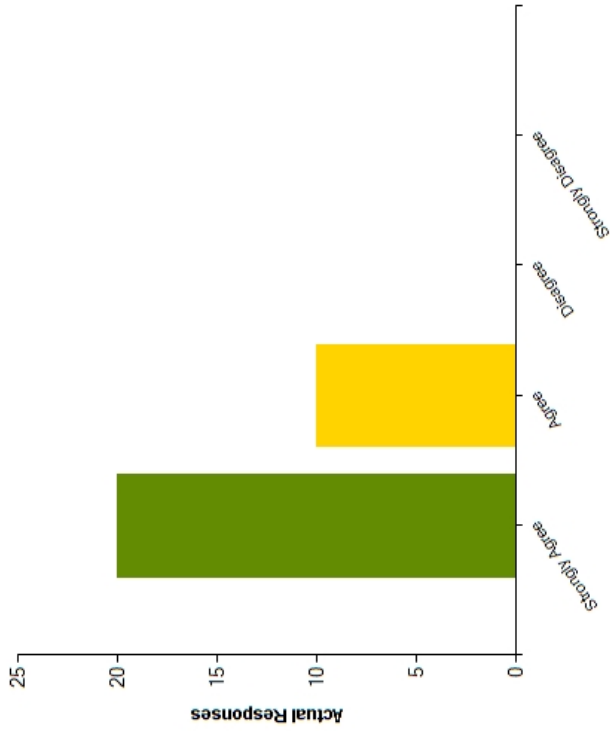
Average Response	1.35
Most Popular Response	Strongly Agree



Question : The school provides specialist support for my child's particular needs

	Strongly Agree	Agree	Disagree	Strongly Disagree
No. Of Responses	20	10	0	0
Response Percentage	66.67	33.33	0	0

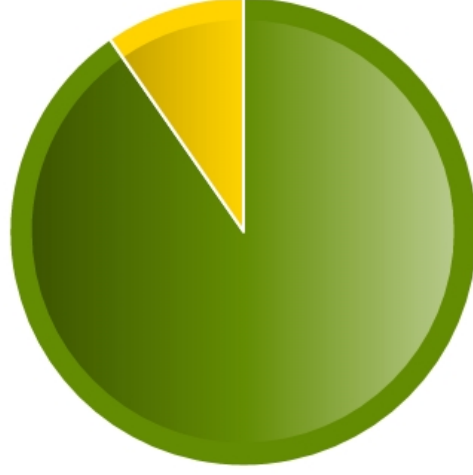
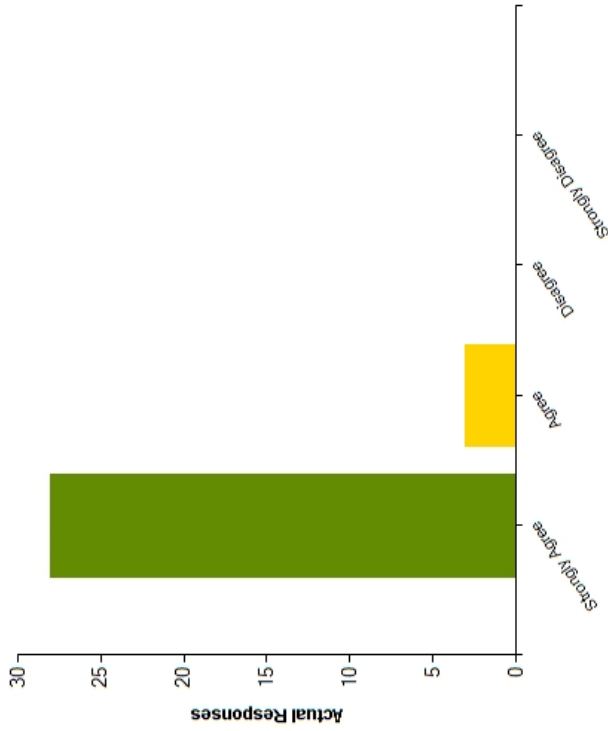
Average Response	1.33
Most Popular Response	Strongly Agree



Question : Teaching is good at this school

	Strongly Agree	Agree	Disagree	Strongly Disagree
No. Of Responses	28	3	0	0
Response Percentage	90.32	9.68	0	0

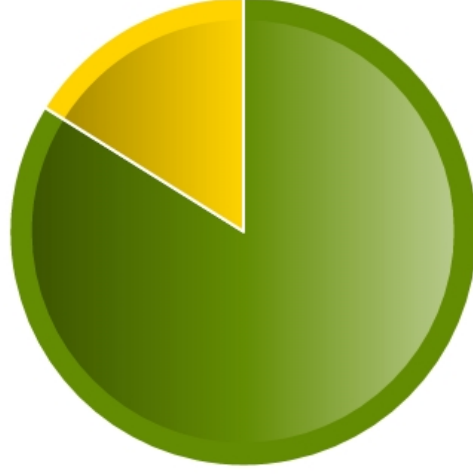

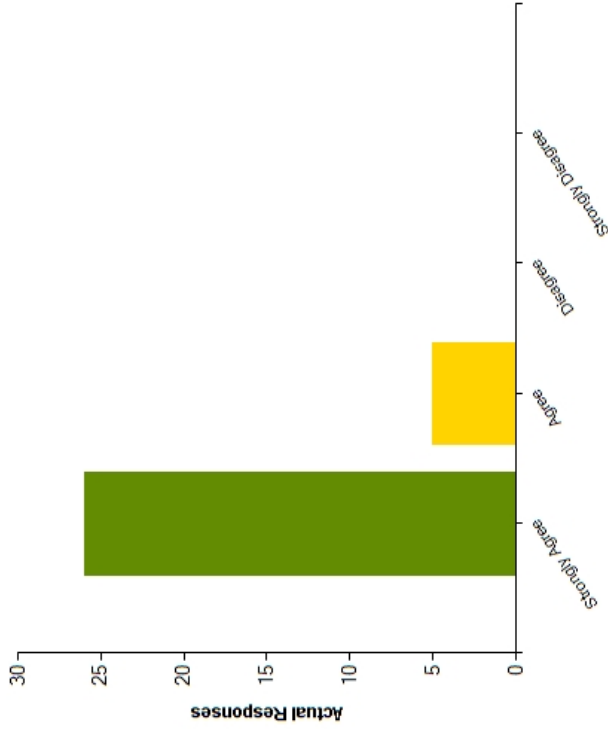
Average Response	1.1
Most Popular Response	Strongly Agree



Question : The school deals effectively with unacceptable behaviour

	Strongly Agree	Agree	Disagree	Strongly Disagree
No. Of Responses	26	5	0	0
Response Percentage	83.87	16.13	0	0

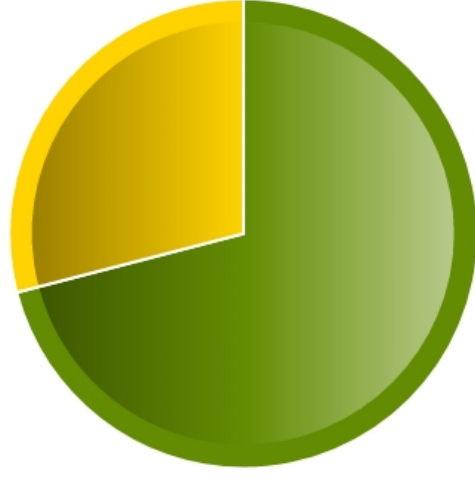

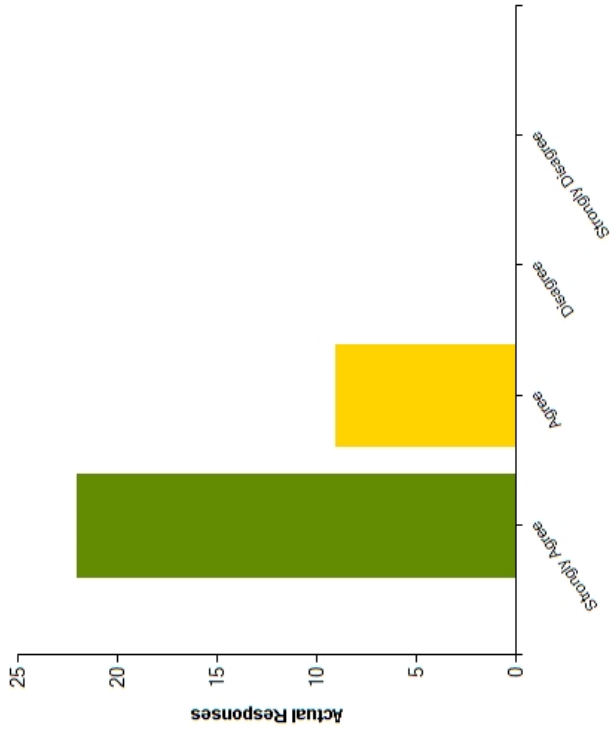
Average Response	1.16
Most Popular Response	Strongly Agree



Question : The school has appropriate procedures for dealing with complaints

	Strongly Agree	Agree	Disagree	Strongly Disagree
No. Of Responses	22	9	0	0
Response Percentage	70.97	29.03	0	0

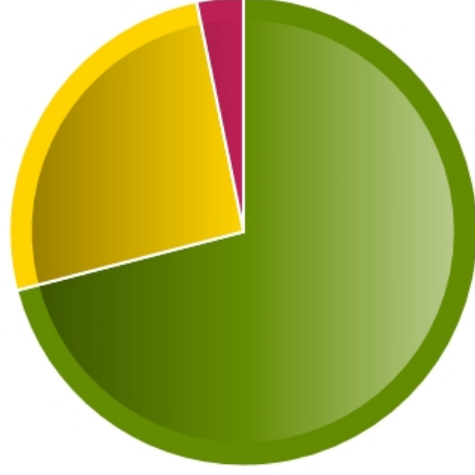
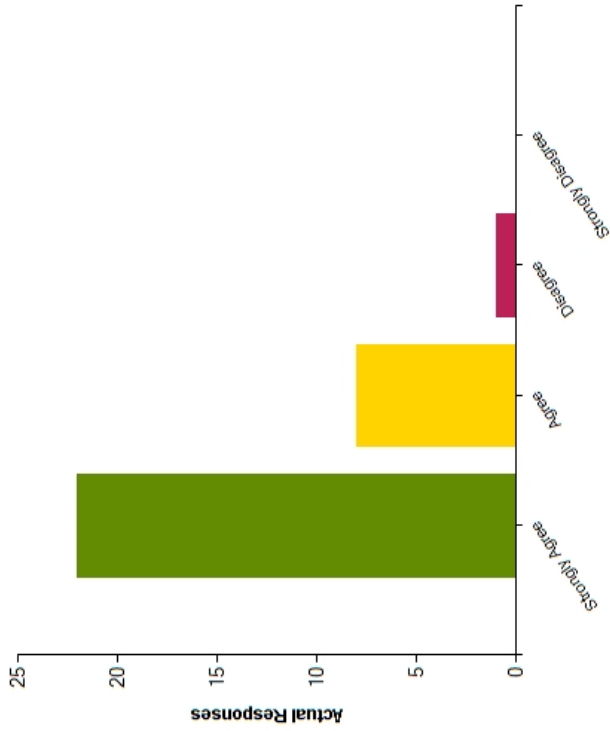
Average Response	1.29
Most Popular Response	Strongly Agree



Question : The school takes account of my suggestions and concerns

	Strongly Agree	Agree	Disagree	Strongly Disagree
No. Of Responses	22	8	1	0
Response Percentage	70.97	25.81	3.23	0

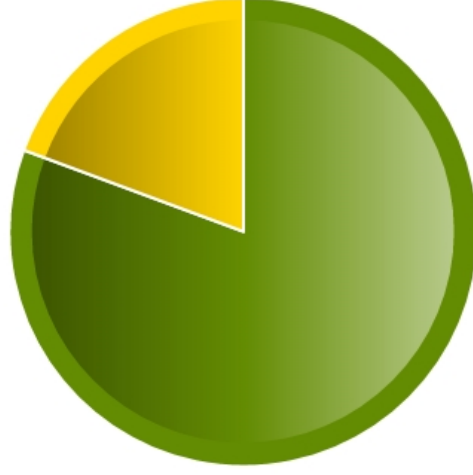
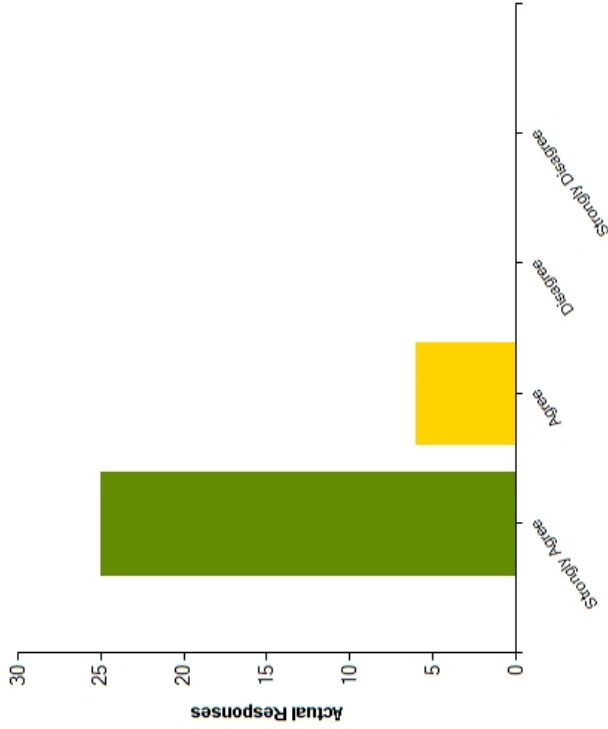
Average Response	1.32
Most Popular Response	Strongly Agree



Question : The school is led and managed effectively

	Strongly Agree	Agree	Disagree	Strongly Disagree
No. Of Responses	25	6	0	0
Response Percentage	80.65	19.35	0	0

Average Response	1.19
Most Popular Response	Strongly Agree



Question : Overall, I am happy with my child's experience at this school

	Strongly Agree	Agree	Disagree	Strongly Disagree
No. Of Responses	29	2	0	0
Response Percentage	93.55	6.45	0	0

Average Response	1.06
Most Popular Response	Strongly Agree

